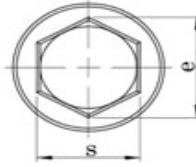
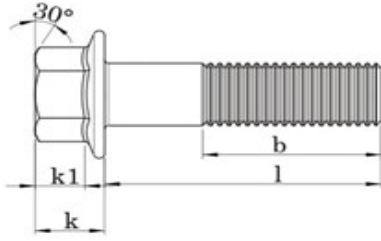


## DIN 6921

## HEXAGON HEAD FLANGE BOLTS



Teknik Bilgiler / Technical Informations								
Thread size / Anma çapı (d)		M5	M6	M8	M10	M12	M14	M16
Pitch / Diş adımı	P	0,80	1,00	1,25	1,50	1,75	2,00	2,00
Flange dia / Flanş çapı	dc	11,80	14,20	18,00	22,30	26,60	30,50	35,00
Flange height / Flanş yüksekliği	c	1,00	1,10	1,20	1,50	1,80	2,10	2,40
Head height / Kafa yüksekliği	k	5,40	6,60	8,10	9,20	11,50	12,80	14,40
	k1	2,00	2,50	3,20	3,60	4,60	5,10	5,80
Head width / Anahtar ağızı	s <sup>min.</sup>	7,78	9,78	12,73	14,73	15,73	17,73	20,67
	s <sup>max.</sup>	8,00	10,00	13,00	15,00	16,00	18,00	21,00
Diagonal / Köşegen	e	8,71	10,95	14,26	16,50	17,62	19,86	23,15
Thread length / Diş uzunluğu	b <sub>1</sub>	16,00	18,00	22,00	36,00	30,00	34,00	38,00
	b <sub>2</sub>	-	-	28,00	32,00	36,00	40,00	44,00

b<sup>1</sup> for lengths l ≤ 125 mm.

b<sup>2</sup> for lengths l 125 mm. ≤200 mm.

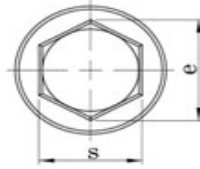
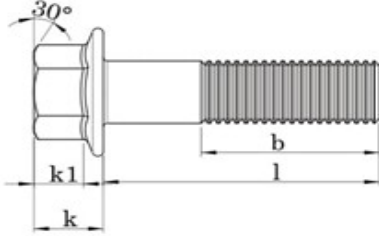
b<sup>3</sup> for lengths > 200 mm.

Thread size / Anma çapı (d)	M5	M6	M8	M10	M12	M14	M16		
Length / Boy	min.	max.	Weight / Ağırlık gr/p						
10	9,71	10,29	3,22						
12	11,65	12,35	3,46	6,94	13,76	24,04			
16	15,65	16,35	3,94	7,62	15,01	26,01			
20	19,58	20,42	4,42	8,30	16,25	27,97	44,35		
25	24,58	25,42	5,25	9,16	17,80	30,42	47,90	66,13	83,82
30	29,58	30,42	6,00	10,50	19,36	32,88	51,46	71,01	90,37
35	34,50	35,50	6,74	11,58	21,77	35,33	55,02	75,89	96,92
40	39,50	40,50	7,48	12,65	23,68	39,18	58,57	80,76	103,50
45	44,50	45,50	8,23	13,73	25,60	42,20	64,20	85,64	110,00
50	49,50	50,50	8,97	14,80	27,52	45,21	68,54	93,45	116,60
55	54,40	55,60	9,71	15,88	29,44	48,23	72,87	99,37	126,70
60	59,40	60,60	10,46	16,96	31,36	51,24	77,21	105,30	134,50
65	64,40	65,60	11,20	18,03	33,27	54,25	81,55	111,20	142,30

Metric DIN 6921 Hexagon Flange Bolts are machine threaded bolts that have a circular washer like flange under the head that increases the bearing surface to distribute the load when the bolt is fastened to the substrate. DIN 6921 Hexagon Flange Bolts are available with and without serrations.

# DIN 6921

## HEXAGON HEAD FLANGE BOLTS



Teknik Bilgiler / Technical Informations		M5	M6	M8	M10	M12	M14	M16
Thread size / Anma çapı (d)								
Pitch / Diş adımı	P	0,80	1,00	1,25	1,50	1,75	2,00	2,00
Flange dia / Flanş çapı	dc	11,80	14,20	18,00	22,30	26,60	30,50	35,00
Flange height / Flanş yüksekliği	c	1,00	1,10	1,20	1,50	1,80	2,10	2,40
Head height / Kafa yüksekliği	k	5,40	6,60	8,10	9,20	11,50	12,80	14,40
	k1	2,00	2,50	3,20	3,60	4,60	5,10	5,80
Head width / Anahtar ağızı	s <sup>min.</sup>	7,78	9,78	12,73	14,73	15,73	17,73	20,67
	s <sup>max.</sup>	8,00	10,00	13,00	15,00	16,00	18,00	21,00
Diagonal / Köşegen	e	8,71	10,95	14,26	16,50	17,62	19,86	23,15
Thread length / Diş uzunluğu	b <sub>1</sub>	16,00	18,00	22,00	36,00	30,00	34,00	38,00
	b <sub>2</sub>	-	-	28,00	32,00	36,00	40,00	44,00

b<sup>1</sup> for lengths l ≤ 125 mm.

b<sup>2</sup> for lengths l 125 mm. ≤200 mm.

b<sup>3</sup> for lengths > 200 mm.

Thread size / Anma çapı (d)	M5	M6	M8	M10	M12	M14	M16
Length / Boy	min.	max.	Weight / Ağırlık gr/p				
70	69,40	70,60	11,94	19,11	35,19	57,27	85,89
80	79,40	80,60	13,43	21,26	39,03	63,29	94,56
90	89,30	90,70		23,41	42,87	69,32	103,20
100	99,30	100,70		25,57	46,70	75,35	111,90
110	109,30	110,70			81,38	120,60	164,50
120	119,30	120,70			87,40	129,30	176,40
130	129,20	130,80			92,76	137,00	187,00
140	139,20	140,80				145,70	198,80
150	149,20	150,80					210,70
160	159,20	160,80					
180	179,20	180,80					
200	199,00	201,00					

